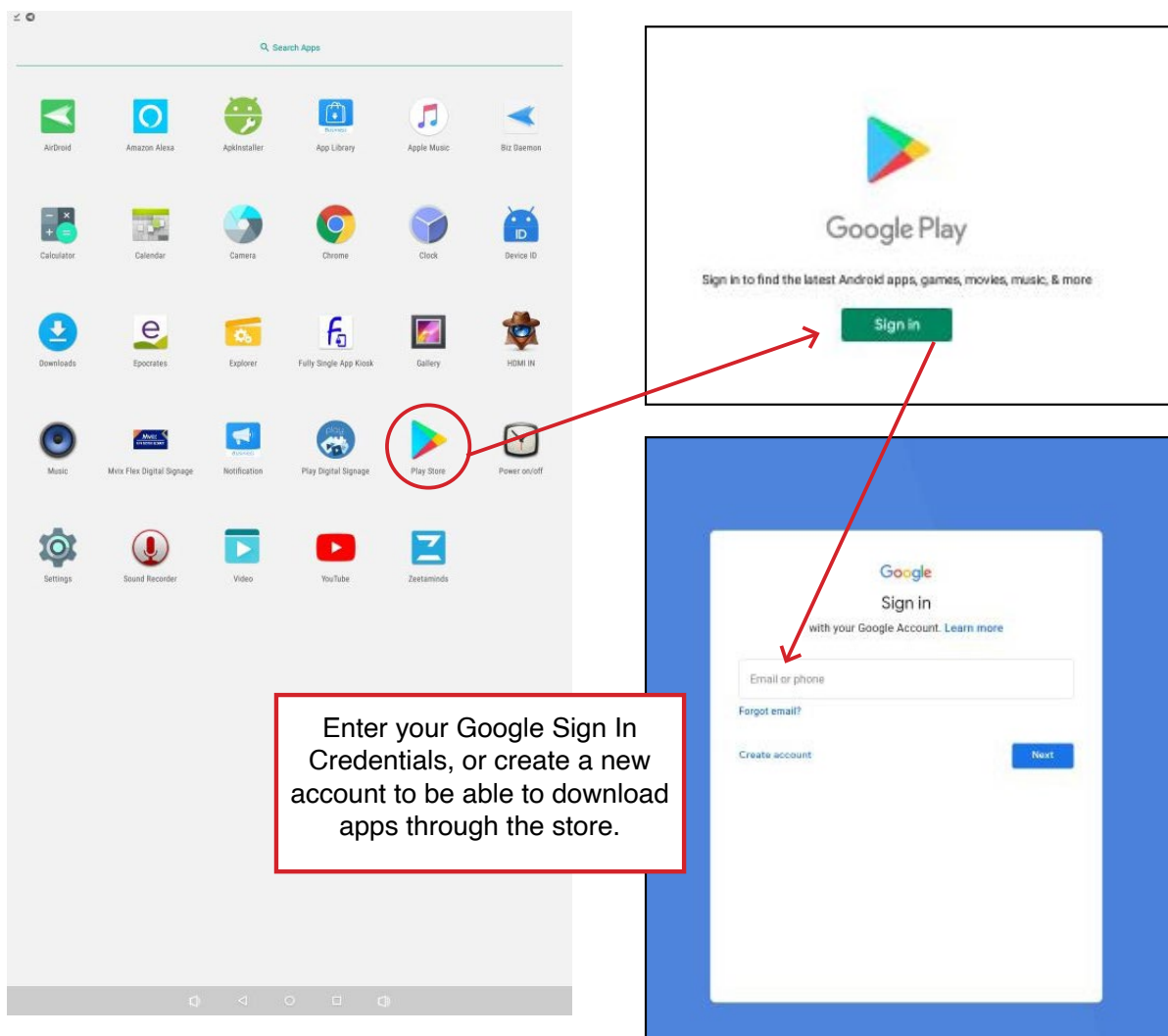


After your device is connected to the internet, you can install a Third Party Android Application to run on the unit (Please note Airborne Visuals does not guarantee compatibility or support 3rd Party Apps).

There are 2 different ways to accomplish the installation: Using Google Play which requires a gmail account, OR downloading the APK app using the Chrome Browser or a USB Key preloaded with the APK.

## Method #1 Automatic Google Play Downloads and Installs

Tap in the App Drawer to locate the Google Play Store (Google Play Store should be pre-installed and enabled, otherwise Go to Settings). Start the app, and Sign in with a registered Gmail account. If you don't have one, you will need to create a Google account to be able to download any apps from the Google Play Store.



Once signed in, type the name of the app you are looking for in the search bar, locate and tap on the name of the app. On the next screen, press the Green INSTALL icon. Your app will be downloaded and installed automatically. Once completed, go to the home screen, or the app drawer and tap the app to launch it.

Image below shows the list of apps that came up in the search when typing "Youtube"

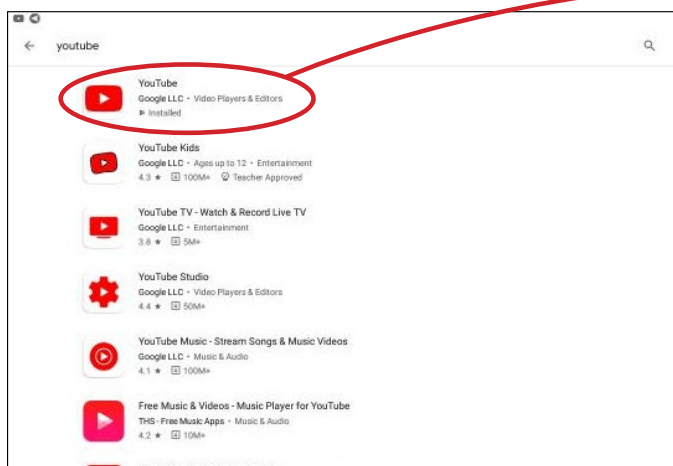
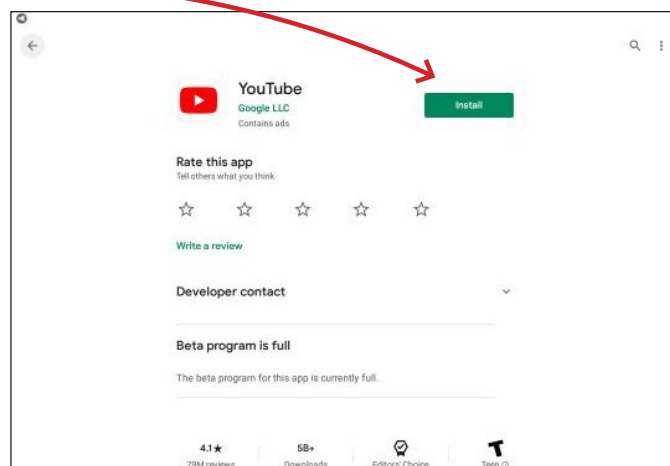
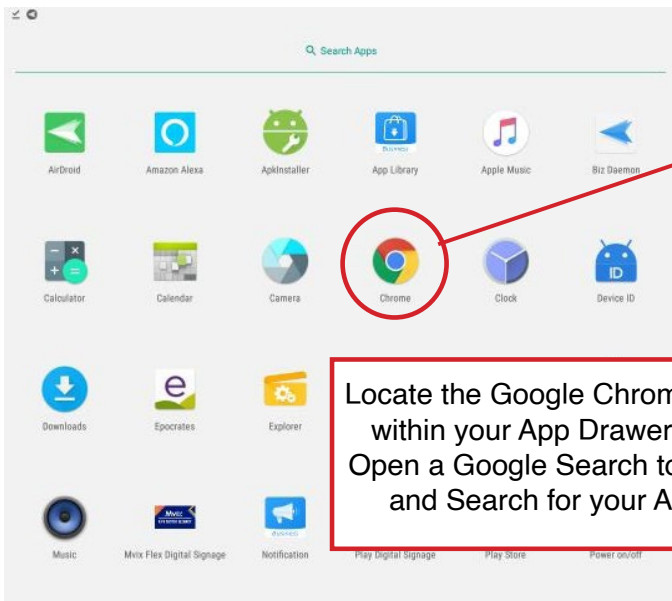


Image below shows the screen you will see after you enter into the app that you wish to install. The last step is to hit the Install Button.

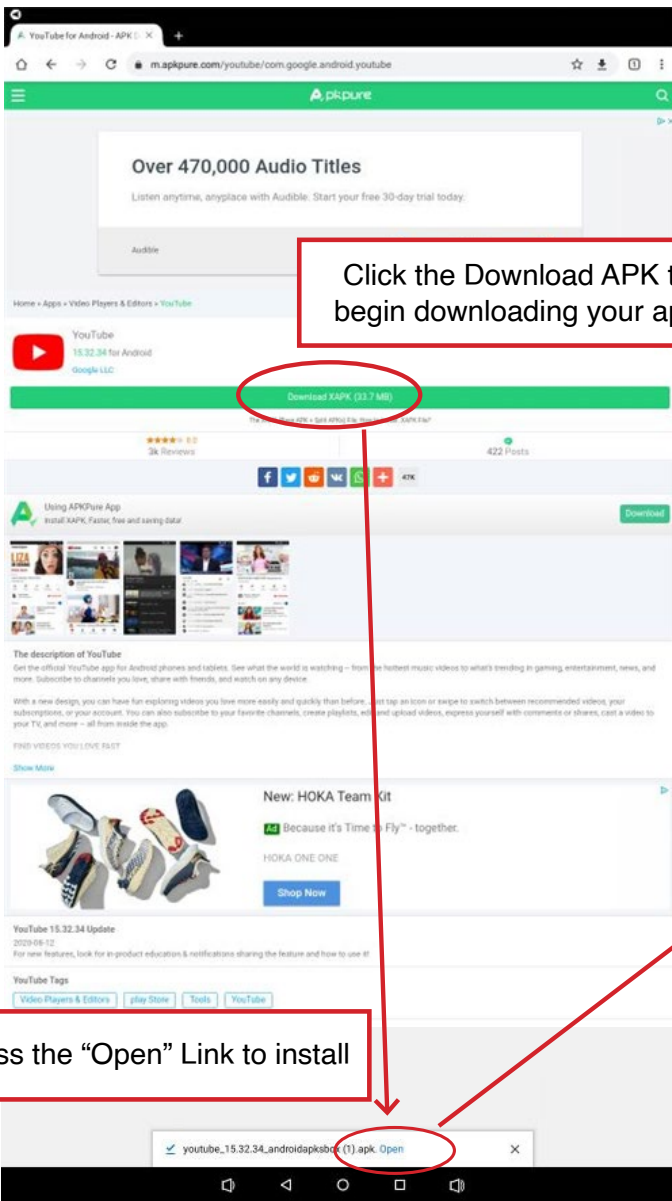
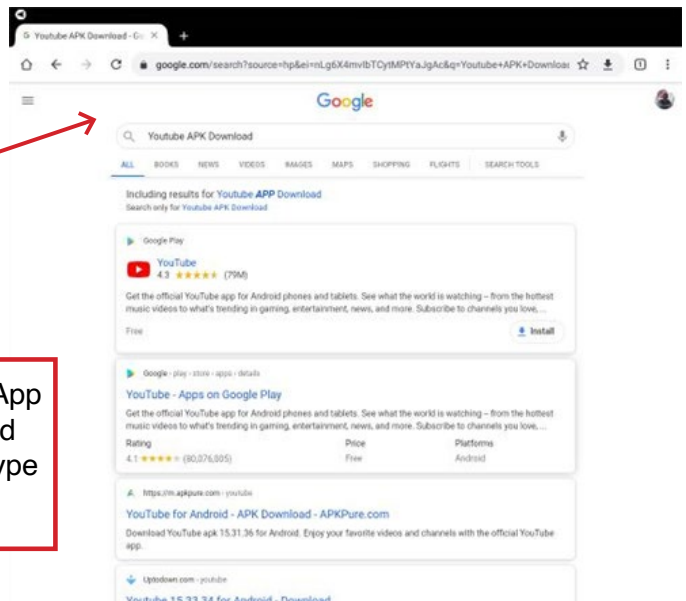


## Method #2 Manual APK Installation/Download:

- To Install an APK, you can either import it using a USB key that has been preloaded with the APK file or download it from the third party application website (you can run a quick google search on Chrome browser to locate the APK and download it to your unit).
- Once you've located the APK, press the download button. As soon as the download is completed, a window will pop-up at the bottom of the screen with the name of the APK you downloaded. Tap on the "OPEN" link to install the Application. Once completed, go to the home screen, or the app drawer and tap the app to launch it.
- See the screenshots on the next page where we use the Youtube APK as an example of the process.

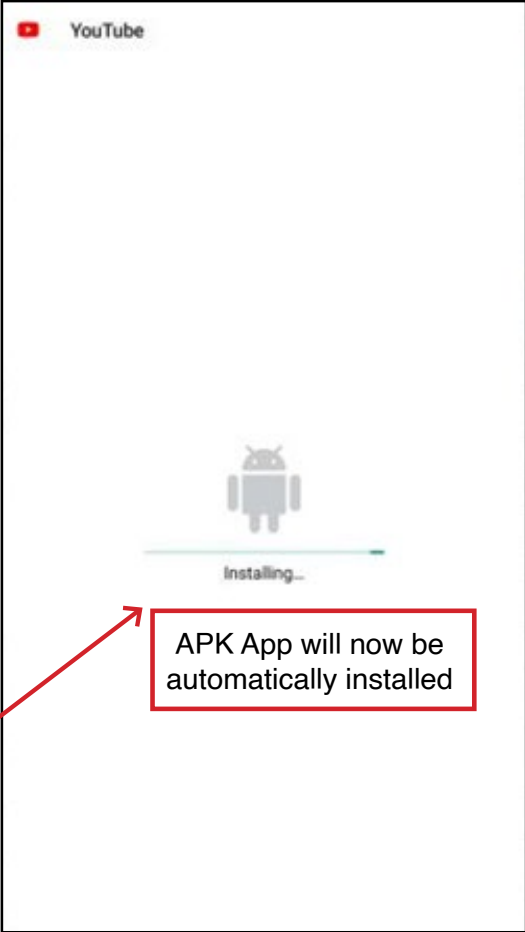


Locate the Google Chrome App within your App Drawer and Open a Google Search to Type and Search for your APK



Click the Download APK to begin downloading your app

Press the "Open" Link to install



APK App will now be automatically installed