
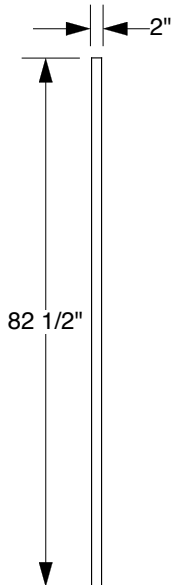


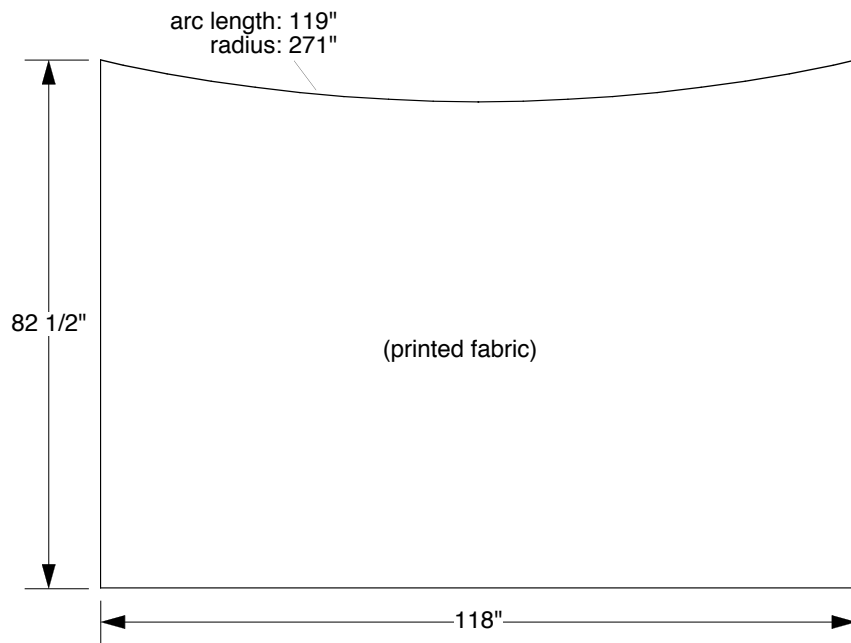
Center Fabric Wall



TOP VIEW



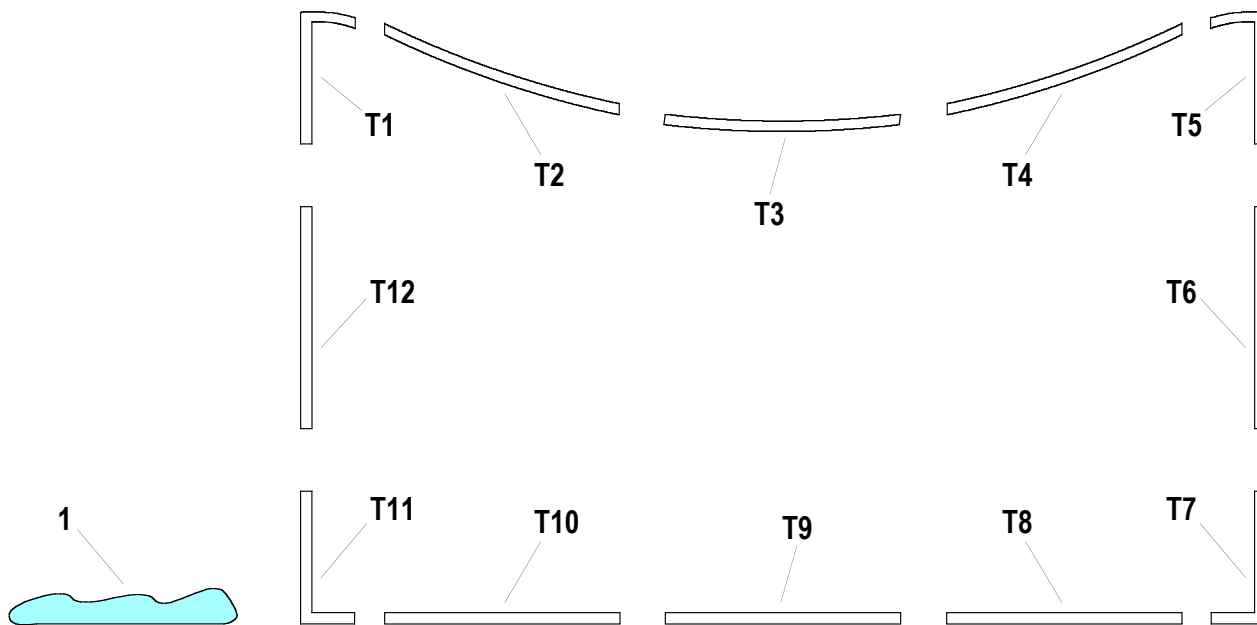
LEFT VIEW



FRONT VIEW

Center Fabric Wall

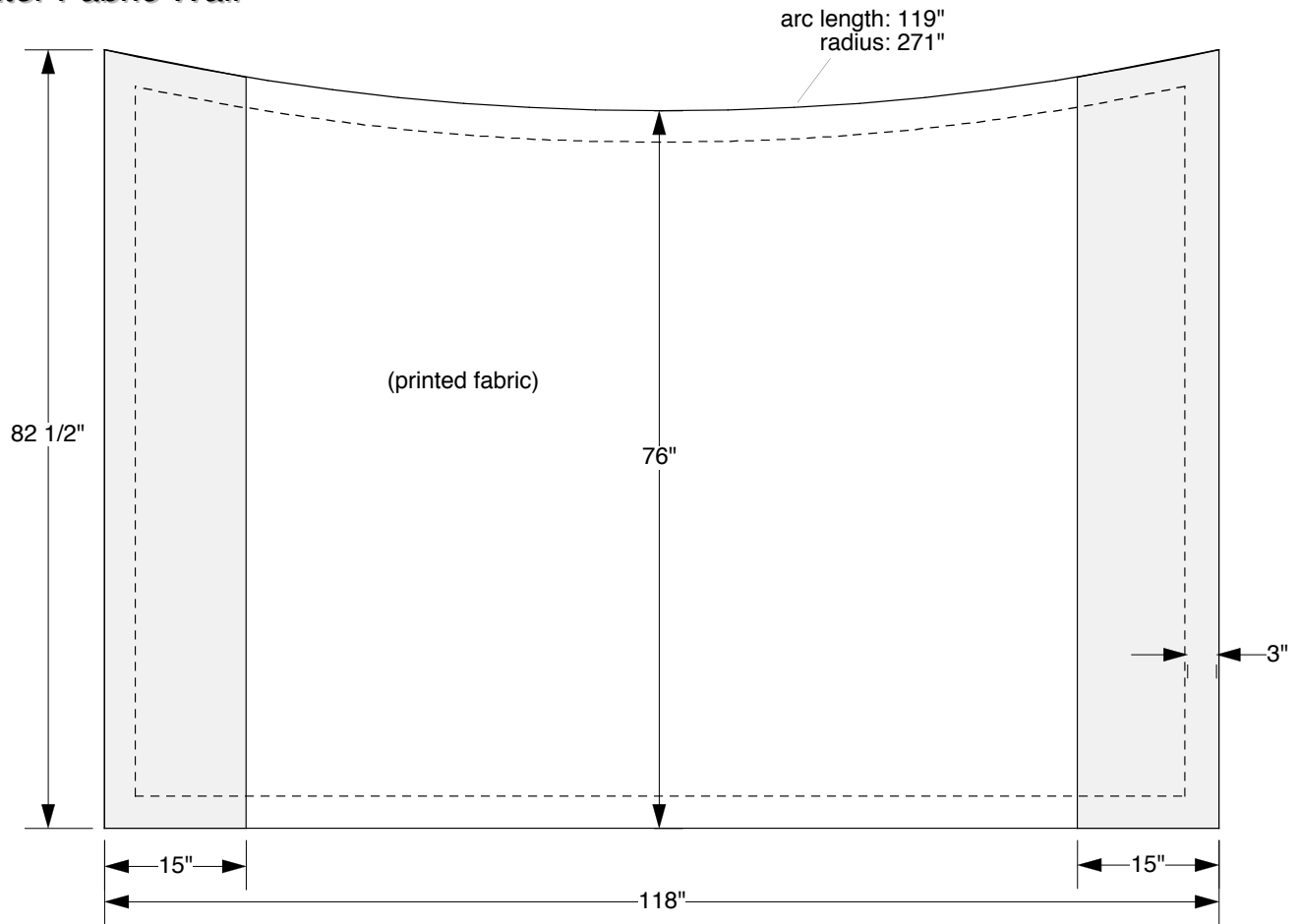
EXPLODED VIEW



ID	QTY	PART	DESCRIPTION	WGT
1	1	F11-W001-FAB	Zippered Fabric	9.0 lbs
T1	1	F11-W001-T1	2" Alum Tube - Upper Left Corner	4.0 lbs
T10	1	F11-W001-T10	2" Alum Tube - Lower Straight Left	4.0 lbs
T11	1	F11-W001-T11	2" Alum Tube - Lower Left Corner	4.0 lbs
T12	1	F11-W001-T12	2" Alum Tube - Left Straight Section	4.0 lbs
T2	1	F11-W001-T2	2" Alum Tube - Upper Curve Left	4.0 lbs
T3	1	F11-W001-T3	2" Alum Tube - Upper Curve Center	4.0 lbs
T4	1	F11-W001-T4	2" Alum Tube - Upper Curve Right	4.0 lbs
T5	1	F11-W001-T5	2" Alum Tube - Upper Right Corner	4.0 lbs
T6	1	F11-W001-T6	2" Alum Tube - Right Straight Section	4.0 lbs
T7	1	F11-W001-T7	2" Alum Tube - Lower Right Corner	4.0 lbs
T8	1	F11-W001-T8	2" Alum Tube - Lower Straight Right	4.0 lbs
T9	1	F11-W001-T9	2" Alum Tube - Lower Straight Center	4.0 lbs
TOTAL WEIGHT:				57 lbs

Information effective as of 10/22/04

Center Fabric Wall



- outside line: actual art
- - - inside line: safe art
- hidden by towers

FRONT VIEW

